


















## Triathlon Results



# NatWest Island Games - Jersey 2015

## Medal Table

### Triathlon

	Island	Gold	Silver	Bronze	Total
	Jersey	3	1	2	6
	Faroe Islands	1	0	0	1
	Guernsey	0	2	0	2
	Isle of Man	0	1	0	1
	Gibraltar	0	0	1	1
	Shetland Islands	0	0	1	1
	Åland	0	0	0	0
	Bermuda	0	0	0	0
	Gotland	0	0	0	0
	Greenland	0	0	0	0
	Isle of Wight	0	0	0	0
	Menorca	0	0	0	0
	Orkney	0	0	0	0
	Western Isles	0	0	0	0
	Ynys Môn	0	0	0	0



# NatWest Island Games - Jersey 2015







## Triathlon

### Men's Individual

#### Heat: Final

Position	Bib	Competitor	Island	Swim	T 1	Cycle	T 2	Run	Penalties	Total
1st	75	 Daniel Halksworth	JER	00:19:39.14	00:00:23.05	00:58:53.55	00:00:19.60	00:37:54.50		01:57:09.84
2nd	62	 James Travers	GUE	00:21:11.19	00:00:27.30	01:02:02.35	00:00:22.50	00:38:19.15		02:02:22.49
3rd	77	 Tom Perchard	JER	00:21:23.49	00:00:38.95	01:05:22.20	00:00:23.85	00:36:55.20		02:04:43.69
4th	66	 Andrew Nash	IOM	00:21:08.04	00:00:30.85	01:05:50.60	00:00:22.75	00:37:59.20		02:05:51.44
5th	50	 Christopher Walker	GIB	00:20:52.74	00:00:32.00	01:06:22.50	00:00:25.90	00:38:01.30		02:06:14.44
6th	80	 Francisco Arnau Rubio	MEN	00:22:12.54	00:00:34.05	01:06:56.90	00:00:21.05	00:36:20.90		02:06:25.44
7th	74	 Michael Charlton	JER	00:23:57.49	00:00:31.50	01:03:07.95	00:00:26.75	00:39:07.25		02:07:10.94
8th	60	 Alan Rowe	GUE	00:23:28.84	00:00:34.30	01:05:43.05	00:00:24.85	00:37:01.50		02:07:12.54
9th	76	 Demri Mitchell	JER	00:21:13.19	00:00:28.95	01:03:13.10	00:00:17.85	00:42:28.95		02:07:42.04
10th	42	 Andrew Gordon	GIB	00:21:22.94	00:00:34.50	01:05:10.40	00:00:23.50	00:40:19.90		02:07:51.24
11th	54	 Christian Michael Keldsen	GRE	00:21:26.79	00:00:27.65	01:05:05.05	00:00:24.55	00:40:58.60		02:08:22.64
12th	78	 Nathan Woodland	JER	00:21:03.84	00:00:43.05	01:05:38.45	00:00:28.25	00:40:53.40		02:08:46.99
13th	63	 Anthony Bell-Scott	IOM	00:24:34.59	00:00:26.70	01:04:39.05	00:00:28.95	00:38:40.90		02:08:50.19
14th	79	 Ignacio Allès Pons	MEN	00:23:05.84	00:00:39.90	01:07:45.90	00:00:30.95	00:36:49.20		02:08:51.79
15th	57	 James Gower	GUE	00:23:21.14	00:00:36.70	01:06:08.90	00:00:26.40	00:38:22.10		02:08:55.24
16th	41	 Mark Francis	GIB	00:23:24.39	00:00:55.25	01:04:28.30	00:00:29.20	00:40:15.85	00:00:15.00	02:09:47.99
17th	64	 Sam Brand	IOM	00:24:53.69	00:00:33.15	01:05:10.50	00:00:21.65	00:38:53.55		02:09:52.54
18th	72	 David Sweet	IOW	00:24:06.19	00:00:57.50	01:08:11.50	00:00:48.35	00:36:22.05		02:10:25.59
19th	68	 Connor Ambrosini	IOW	00:24:42.74	00:00:55.55	01:05:14.40	00:00:22.80	00:39:24.15		02:10:39.64
20th	56	 Matthew Dorian	GUE	00:25:16.54	00:00:55.55	01:07:26.70	00:00:31.05	00:36:31.10		02:10:40.94
21st	35	 Tucker Murphy	BER	00:24:31.29	00:00:44.80	01:05:24.15	00:00:31.30	00:39:38.90		02:10:50.44
22nd	65	 Juan	IOM	00:25:24.04	00:00:34.20	01:04:11.30	00:00:22.25	00:40:29.75		02:11:01.54

Kinley									
23rd	67	 Joseph Michael Ricciardi	IOM	00:21:16.69	00:00:40.05	01:07:02.05	00:00:20.45	00:42:27.80	02:11:47.04
24th	45	 Robert Matto	GIB	00:22:59.09	00:00:35.25	01:07:36.50	00:00:38.90	00:40:29.75	02:12:19.49
25th	47	 Sean Randall	GIB	00:21:29.74	00:00:32.00	01:07:50.95	00:00:27.05	00:42:45.75	02:13:05.49
26th	55	 Ben Creasey	GUE	00:22:00.84	00:00:35.65	01:04:28.95	00:00:22.70	00:45:42.15	02:13:10.29
27th	71	 Daron Perkins	IOW	00:23:42.59	00:00:43.45	01:06:50.35	00:00:34.65	00:41:52.75	02:13:43.79
28th	61	 Max Thornton	GUE	00:22:20.54	00:00:44.00	01:11:21.30	00:00:18.95	00:39:04.85	02:13:49.64
29th	73	 Adam Tuck	IOW	00:25:05.94	00:00:43.80	01:09:03.25	00:00:33.20	00:38:39.90	02:14:06.09
30th	95	 Alun Jones	YSM	00:26:43.99	00:00:39.05	01:07:21.45	00:00:27.55	00:39:06.90	02:14:18.94
31st	89	 Andrew Aitken	SHE	00:21:16.14	00:00:55.35	01:08:07.50	00:00:26.15	00:43:38.55	02:14:23.69
32th	32	 Marcus Brandt	ALA	00:27:46.64	00:00:25.65	01:04:57.85	00:00:22.70	00:41:19.45	02:14:52.29
33rd	59	 Sean Murphy	GUE	00:23:56.64	00:00:30.95	01:08:31.40	00:00:25.95	00:42:09.25	02:15:34.19
34th	52	 Jens Bjerge	GRE	00:26:58.94	00:00:50.40	01:06:45.35	00:00:43.55	00:40:59.75	02:16:17.99
35th	49	 Akhil Viz	GIB	00:24:28.09	00:00:53.45	01:10:05.30	00:00:28.05	00:40:29.45	02:16:24.34
36th	70	 Jack Grundy	IOW	00:21:31.84	00:00:37.05	01:12:09.95	00:00:24.45	00:42:14.75	02:16:58.04
37th	96	 Phillip Lynes	YSM	00:23:17.39	00:00:30.35	01:10:19.35	00:00:28.40	00:43:21.45	02:17:56.94
38th	46	 Tobie Muir	GIB	00:24:21.94	00:00:46.40	01:09:49.45	00:00:34.90	00:42:32.75	02:18:05.44
39th	83	 Torquil Clyde	ORK	00:27:59.29	00:00:38.10	01:06:51.25	00:00:33.10	00:42:12.80	02:18:14.54
40th	69	 Stuart Dyer	IOW	00:26:42.84	00:00:38.15	01:09:44.95	00:00:27.15	00:40:55.20	02:18:28.29
41st	37	 Andrass Joensen	FAR	00:26:58.34	00:01:10.20	01:07:27.35	00:00:37.55	00:43:07.00	02:19:20.44
42nd	40	 Mark Chichon	GIB	00:25:36.69	00:00:55.60	01:08:52.00	00:00:41.50	00:43:37.30	02:19:43.09
43rd	93	 Davie Williamson	SHE	00:27:08.89	00:00:38.45	01:13:01.05	00:00:21.05	00:39:21.60	02:20:31.04
44th	48	 Christopher Redondo	GIB	00:24:08.04	00:01:06.05	01:10:57.55	00:00:31.85	00:45:28.30	02:22:11.79
45th	43	 Edgar Harper	GIB	00:25:18.69	00:00:53.70	01:11:09.10	00:00:36.10	00:44:58.65	02:22:56.24
46th	33	 Hubertus von Frenckell	ALA	00:26:49.74	00:01:07.50	01:13:01.70	00:00:31.55	00:42:42.80	02:24:13.29
47th	90	 Bonar Barclay	SHE	00:27:53.24	00:00:41.80	01:13:59.00	00:00:30.40	00:42:45.25	02:25:49.69
48th	94	 Mark Maciver	WES	00:24:52.04	00:01:10.60	01:13:46.90	00:00:40.00	00:45:44.70	02:26:14.24
49th	92	 John William	SHE	00:30:03.94	00:00:59.65	01:08:40.85	00:00:48.25	00:46:11.15	02:26:43.84

Simpson									
50th	86	 Neil Robertson	ORK	00:24:14.49	00:00:58.30	01:15:39.40	00:00:38.05	00:47:24.20	02:28:54.44
51st	34	 Travis Cooper	BER	00:27:17.79	00:01:10.50	01:14:24.65	00:00:37.75	00:45:51.90	02:29:22.59
52nd	88	 Andrew Skea	ORK	00:24:38.39	00:00:46.80	01:14:51.90	00:00:43.30	00:48:33.25	02:29:33.64
53rd	53	 Steen Haning	GRE	00:29:22.84	00:01:23.25	01:15:16.50	00:00:40.65	00:45:07.80	02:31:51.04
54th	81	 Albert Bruce	ORK	00:27:41.74	00:00:52.10	01:13:00.85	00:00:40.30	00:52:05.70	02:34:20.69
55th	36	 Kári Davidsen	FAR	00:29:19.59	00:00:54.45	01:15:27.00	00:00:45.95	00:48:21.40	02:34:48.39
56th	82	 Michael Butler	ORK	00:28:01.49	00:00:54.85	01:19:39.55	00:00:45.90	00:45:51.35	02:35:13.14
57th	87	 Allan Skea	ORK	00:27:16.64	00:00:44.30	01:20:04.45	00:00:41.60	00:47:21.90	02:36:08.89
58th	91	 Laurence Little	SHE	00:28:31.99	00:01:06.75	01:21:35.90	00:00:26.15	00:49:56.25	02:41:37.04
59th	39	 Hanus Debes Joensen	FAR	00:29:24.04	00:00:46.75	01:18:01.80	00:00:49.35	00:54:57.40	02:43:59.34
60th	51	 Jerry Ahlstedt	GOT	00:39:55.74	00:01:58.70	01:21:10.70	00:01:17.15	00:52:41.35	02:57:03.64
DNF	58	 Bob Guilbert	GUE	00:20:29.09	00:00:34.90	01:07:56.85	00:00:36.00	00:00:00.00	
DNF	38	 Guðmundur Joensen	FAR	00:21:07.04	00:00:43.60	01:22:33.50	00:00:00.00	00:00:00.00	
DNF	85	 Paul Kerr	ORK	00:21:27.99	00:00:36.35	01:05:23.40	00:00:38.40	00:00:00.00	
	44	 Keith Laguea	GIB						








Last Result: 28/06/2015 20:37:47 Status: Confirmed 28/06/2015 20:53:30

# Triathlon

## Women's Individual

### Heat: Final

Position	Bib	Competitor	Island	Swim	T 1	Cycle	T 2	Run	Penalties	Total
1st	7	 Kariana Ottosen	FAR	00:24:17.55	00:00:44.75	01:10:01.85	00:00:38.40	00:41:05.55		02:16:48.10
2nd	18	 Joanne Gorrod	JER	00:25:36.35	00:00:36.65	01:12:16.85	00:00:22.90	00:40:41.85		02:19:34.60
3rd	19	 Samantha Lee	JER	00:26:03.70	00:00:37.45	01:11:42.35	00:00:24.15	00:41:00.30		02:19:47.95
4th	13	 Karen Shimmin	IOM	00:26:03.10	00:00:43.55	01:15:22.75	00:00:31.55	00:41:50.05		02:24:31.00
5th	31	 Dwynwyn Lewis	YSM	00:26:52.80	00:00:38.35	01:12:54.85	00:00:28.25	00:44:31.25		02:25:25.50
6th	5	 Martina Olcheski-Bell	BER	00:24:26.60	00:01:00.55	01:15:54.90	00:00:46.40	00:45:44.75		02:27:53.20
7th	11	 Lynsey Elliott	IOM	00:25:55.25	00:00:35.70	01:15:37.05	00:00:45.65	00:45:25.70		02:28:19.35
8th	28	 Lynsey Henderson	SHE	00:23:15.15	00:01:02.30	01:16:21.70	00:00:28.85	00:47:23.65		02:28:31.65
9th	30	 Louise Parr	SHE	00:27:23.65	00:01:02.70	01:16:27.90	00:00:26.40	00:43:48.40		02:29:09.05
10th	9	 Amy Critchlow	GUE	00:24:35.10	00:00:46.55	01:16:24.20	00:00:26.65	00:47:44.15		02:29:56.65
11th	14	 Natalie Bee	IOW	00:24:32.05	00:01:00.55	01:14:02.30	00:00:29.20	00:50:15.30		02:30:19.40
12th	22	 Della Roderick	JER	00:23:13.85	00:00:29.55	01:16:58.35	00:00:26.10	00:49:29.15		02:30:37.00
13th	1	 Jenna Gestranius	ALA	00:29:16.70	00:00:32.65	01:15:46.75	00:00:30.75	00:46:25.20		02:32:32.05
14th	20	 Arlene Lewis	JER	00:24:41.40	00:00:39.95	01:23:15.60	00:00:28.80	00:44:17.80		02:33:23.55
15th	23	 Philippa Worth	JER	00:25:49.45	00:00:35.75	01:20:03.70	00:00:24.60	00:47:03.30		02:33:56.80
16th	25	 Alison Leitch	ORK	00:27:57.60	00:01:07.50	01:18:03.40	00:00:40.80	00:49:29.20		02:37:18.50
17th	10	 Magdalena Puzio	GUE	00:27:33.75	00:00:47.30	01:20:54.65	00:00:22.75	00:48:09.40		02:37:47.85
18th	26	 Sanna Aitken	SHE	00:24:49.60	00:00:59.30	01:20:50.70	00:00:27.60	00:53:14.75		02:40:21.95
19th	17	 Mandy Womack	IOW	00:26:26.10	00:01:11.35	01:21:11.95	00:00:36.05	00:51:28.80		02:40:54.25
20th	24	 Nuria Sbert Perez	MEN	00:28:59.30	00:00:56.15	01:23:35.90	00:00:37.55	00:47:19.75		02:41:28.65
21st	15	 Jessica Gray	IOW	00:29:18.65	00:01:00.30	01:22:06.95	00:00:43.60	00:52:58.95		02:46:08.45
22nd	16	 Mary Norman	IOW	00:35:12.25	00:01:09.90	01:24:15.15	00:00:38.90	00:49:02.00		02:50:18.20
23rd	27	 Wendy Hatrick	SHE	00:29:28.55	00:01:16.85	01:31:56.75	00:00:48.65	00:48:22.80		02:51:53.60
24th	29	 Frances Hutchison	SHE	00:29:07.50	00:00:00.00	00:00:00.00	00:00:00.00	00:00:00.00		02:53:20.00










DNF	3	 Belinda Castree	BER	00:24:45.80	00:01:07.05	01:21:56.10	00:00:50.35	00:00:00.00
	4	 Julia Hawley	BER					
DNF	12	 Hannah Howitt	IOM	00:21:26.10	00:00:38.60	01:17:04.00	00:00:20.80	00:00:00.00
	6	 Annelisa J Møss	FAR					
	21	 Jennifer O'Brien	JER					
	8	 Jenny Söderström	GOT					
DNF	2	 Fanny von Frenckell	ALA	00:32:20.00	00:00:00.00	00:00:00.00	00:00:00.00	00:00:00.00

Last Result: 28/06/2015 20:41:07 Status: Confirmed 28/06/2015 20:53:42

# Triathlon

## Triathlon Team Men

### Heat: Final

Position	Team	Members	Time
1st	 Jersey	Michael Charlton Daniel Halksworth Demri Mitchell Tom Perchard Nathan Woodland	06:09:05
2nd	 Guernsey	Ben Creasey Matthew Dorian James Gower Bob Guilbert Sean Murphy Alan Rowe Max Thornton James Travers	06:18:32
3rd	 Gibraltar	Mark Chichon Mark Francis Andrew Gordon Edgar Harper Keith Laguea Robert Matto Tobie Muir Sean Randall Christopher Redondo Akhil Viz Christopher Walker	06:23:55
4th	 Isle of Man	Anthony Bell-Scott Sam Brand Juan Kinley Andrew Nash Joseph Michael Ricciardi	06:24:36
5th	 Isle of Wight	Connor Ambrosini Stuart Dyer Jack Grundy Daron Perkins David Sweet Adam Tuck	06:34:50
6th	 Greenland	Jens Bjerger Steen Haning Christian Michael Keldsen	06:56:33
7th	 Shetland Islands	Andrew Aitken Bonar Barclay Laurence Little John William Simpson Davie Williamson	07:00:46
8th	 Orkney	Albert Bruce Michael Butler Torquil Clyde Magnus Harrold Paul Kerr Neil Robertson Allan Skea Andrew Skea	07:16:44
9th	 Faroe Islands	Kári Davidsen Andrass Joensen Guðmundur Joensen Hanus Debes Joensen	07:38:10






Last Result: 28/06/2015 20:44:17 Status: Confirmed 28/06/2015 20:45:36 Wind: N/A



# Triathlon

## Triathlon Team Women

### Heat: Final

Position	Team	Members	Time
● 1st	 Jersey	Joanne Gorrod Samantha Lee Arlene Lewis Jennifer O'Brien Della Roderick Philippa Worth	04:39:23
● 2nd	 Isle of Man	Lynsey Elliott Hannah Howitt Karen Shimmin	04:52:51
● 3rd	 Shetland Islands	Sanna Aitken Wendy Hatrick Lynsey Henderson Frances Hutchison Louise Parr	04:57:42
4th	 Guernsey	Amy Critchlow Magdalena Puzio	05:07:45
5th	 Isle of Wight	Natalie Bee Jessica Gray Mary Norman Mandy Womack	05:11:15

Last Result: 28/06/2015 20:52:06 Status: Confirmed 28/06/2015 20:54:29 Wind: N/A